

9.TOOL STORAGE

"SKX" SERIES



CAUTION

Tool Storage

- Always read the user's manual on items that have manuals attached.
- Do not use for purposes other than storage of tools.
- Use an exclusive unit when stacking.
- Do not use on slopes or uneven surfaces.
- Pulling out two or more drawers with tools may cause the storage unit to topple.
- Securely lock the lid, drawers, and hinges when transporting.
- When moving storage units equipped with wheel castors, push the unit instead of pulling the handle.
- Always lock the wheels of the storage unit except when transporting.
- Do not use damaged wheel castors (worn, cracked, or deteriorated) for wheel equipped storage units.
- The 4 wheel rotational castor equipped storage unit can loose balance when items/tools etc. are placed on top of the unit. Make sure the tools are placed so that the unit is well balanced.
- Take care to avoid having hands or fingers caught within the shutter device-equipped tool storage units.
- Half-lid cases can close through vibration or wind.

SKX7000 SERIES



The 7000 series is the flag ship model within the lineup.

The series boasts top class usability, functionality, and form.

Main specifications

- Bearing type double suspension rail
- Lock equipped drawers
- Side molding
- Shock absorber
- Large wedge type side handle
- Large diameter castor
- Special key lock system



SKX5000 SERIES

Starting with the bearing type double suspension rail, the 5000 series will satisfy the high class users with its performance based specifications.

The large case provides ample storage space.

Main specifications

- Bearing type double suspension rail
- Pillar-reinforced structure
- Large diameter castor
- Special locking system



SKX3000 SERIES

Basic functions such as the bearing type double suspension rail and large diameter castor wheels are equipped to the 3000 series tool storage unit, most suitable for private use.

A basic model that exceeds previous models in all areas.

Main specifications

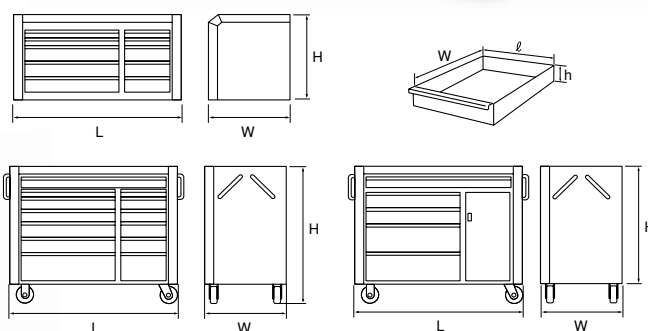
- Bearing type double suspension rail
- Large diameter castor
- Special locking system

SKX7110L

SKX7613L



SKX7608L



SKX7000 SERIES

●CHEST (10-DRAWER)

No. SKX7110L	▼kg 136	📦 1	
• Size	L1170×W610×H620		
• Top space	ℓ 1143×w545×h125		
• Drawer size	Left ℓ 595×w545×h 50×2		
	Left ℓ 595×w545×h 80×2		
	Left ℓ 595×w545×h105×1		
	Right ℓ 365×w545×h 50×2		
	Right ℓ 365×w545×h 80×2		
	Right ℓ 365×w545×h105×1		
• Drawer divider ×6	• Drawer Liner 1 roll		

• The permissible load for each drawer is up to 30kg.

●ROLLER CABINET (7-DRAWER)

No. SKX7613L	▼kg 192	📦 1	
• Size	L1170×W610×H1070		
• Drawer size	ℓ 1065×w545×h105×1		
	Left ℓ 595×w545×h 50×1		
	Left ℓ 595×w545×h 80×2		
	Left ℓ 595×w545×h105×2		
	Left ℓ 595×w545×h215×1		
	Right ℓ 365×w545×h 50×1		
	Right ℓ 365×w545×h 80×2		
	Right ℓ 365×w545×h105×2		
	Right ℓ 365×w545×h215×1		
• Drawer divider ×6	• Drawer Liner 1 roll		

• The top board can be used as a working table. (Removable)
 • The permissible load for each drawer is up to 30kg.
 • Maximum permissible load is 1000kg (including product weight).

●ROLLER CABINET (7-DRAWER) 1 locker


No. SKX7608L	▼kg 146	📦 1	
• Size	L1170×W610×H1070		
• Drawer size	ℓ 1065×w545×h105×1		
	ℓ 595×w545×h 50×1		
	ℓ 595×w545×h 80×2		
	ℓ 595×w545×h105×2		
	ℓ 595×w545×h215×1		
• Locker size	ℓ 405×w545×h515×1		
• Drawer divider ×6	• Drawer Liner 1 roll		

• The top board can be used as a working table. (Removable)
 • The permissible load for each drawer is up to 30kg.
 • Maximum permissible load is 1000kg (including product weight).

*Refer to P.308 for methods on removing the drawer.

• Shock absorber

The top panel cover can be opened and closed smoothly by using a shock absorber.



• SKX7110L 7105L

• The knob of the drawer has a locking mechanism

Locking mechanism equipped in the drawer knob for prevention of unexpected coming out of the drawers.



• Common to the SKX7000 Series

• Double-suspension rails

The rails use double-suspension mechanism which allows full opening without a dead angle.

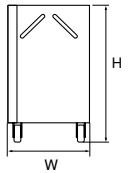
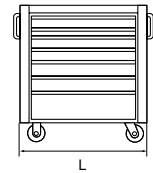
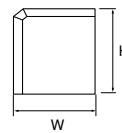
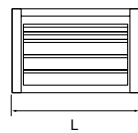
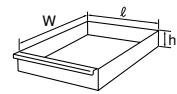


• Common to the SKX7000 Series



SKX7105L

SKX7607L



SKX7000 SERIES

● CHEST (5-DRAWER)

No. **SKX7105L** ▼kg 82 1

- Size L915×W535×H615
- Top space ℓ 890×w430×h100
- Drawer size ℓ 810×w470×h 50×2
ℓ 810×w470×h 80×2
ℓ 810×w470×h105×1



• Drawer divider ×4 • Drawer Liner 1 roll

• The permissible load for each drawer is up to 30kg.

● ROLLER CABINET (7-DRAWER)

No. **SKX7607L** ▼kg 129 1

- Size L915×W535×H1070
- Drawer size ℓ 810×w470×h105×1
ℓ 810×w470×h 50×1
ℓ 810×w470×h 80×2
ℓ 810×w470×h105×2
ℓ 810×w470×h215×1



• Drawer divider ×6 • Drawer Liner 1 roll

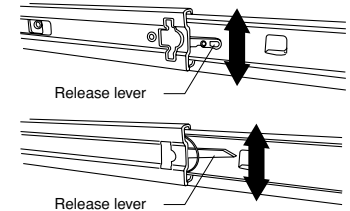
• The top board can be used as a working table. (Removable)

• The permissible load for each drawer is up to 30kg.

• Maximum permissible load is 1000kg (including product weight).

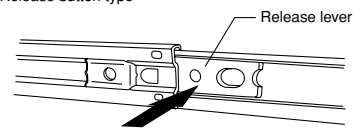
• Drawer removal methods for the SKX7000, 5000, and 3000 series

Release lever type



The lock is released by moving up/down the release lever on both sides of the drawer, allowing the drawer to be removed.

Release button type



The drawer can be removed by pressing the release buttons on both sides of the drawer.

*Replacement parts are available. Check with your dealer for details

• **Attractive side decoration**
The braids provided at the two sides make the appearance more attractive.



• Common to the SKX7000 Series

• **Side handles for easy movement**
The handles of unique design enables easy direction and movement of the chest.



• SKX7613L
7608L
7607L

• **Large castors**
The rugged castors are made of hard rubber having a large size of 125mm dia X50mm They can be moved very smoothly so the chest can be transported very easily.



• SKX7613L
7608L
7607L

• **Special locking system**
The drawers can be locked simultaneously with a single key. Also, all drawers, except for the drawer in use can be locked. The drawers are locked with the tube lock system and are hard to pry open through keyholes.



• Common to the SKX7000 Series

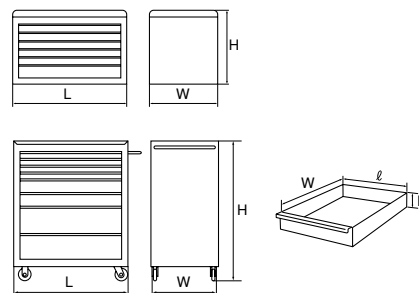
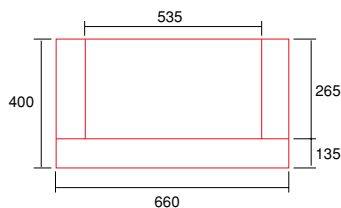
SKX5205

SKX5601

SKX5708



<SKX5205 TOP SPACE SIZE>



SKX5000 SERIES

●CHEST (5-DRAWER)

No. **SKX5205** ▼kg 36 1

- Size L665×W405×H500
- Drawer size
 - ∅ 565×w355×h35×2
 - ∅ 565×w355×h60×3
- Drawer divider ×4 • Middle-sized tray ×1 • Drawer Liner ×5



- The permissible load for each drawer is up to 23kg.
- *Replacement parts are available. Check with your dealer for details

●ROLLER CABINET (8-DRAWER)

No. **SKX5708** ▼kg 67 1

- Size L675×W460×H1045
- Drawer size
 - ∅ 565×w395×h 90×3
 - ∅ 565×w395×h 35×2
 - ∅ 565×w395×h 60×2
 - ∅ 565×w395×h145×1
- Drawer divider Large ×2 • Small ×2 • Top Liner ×1 • Drawer Liner ×8



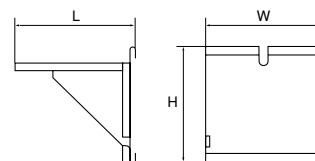
- The permissible load for each drawer is up to 23kg.
- Maximum permissible load is 500kg (including product weight).

*Replacement parts are available. Check with your dealer for details *Refer to P.308 for methods on removing the drawer.

●SIDE SHELF

No. **SKX5601** ▼kg 5 1

- Size L450×W450×H350
- Maximum permissible load is 22kg



• **Employing the pillar reinforced structure**
The roller cabinet is composed of 1.2mm thick steel plating. Using the corner pillar reinforcement structure has increased rigidity compared to the previous double-wall structure.

• **Employing the bearing rail**
Double suspension rails have been employed for realizing the full-open structure, allowing full utilization of drawer space.

• **Drawer handle with a lock function**
A lock function has been employed in order to prevent accidental drawer opening.

• **Side shelf**
Can be attached to either right, left or back of cabinets for bigger work surface.



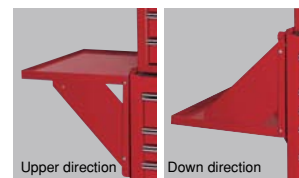
• SKX5706 · 5708



• Common to the SKX5000 Series



• Common to the SKX5000 Series



Upper direction Down direction

*Please check the merchandise inventory for a product that is marked by before placing an order.